

Worktop decor 2023  
Standard (S)




225 oxide



295 bronze



320 dark cement



590 oak end-grain natural  
**Important:** Different zones are very noticeable in decor and colour. Due to very noticeable colour differences not available with post-formed edge.



730 oak marcato  
**Important:** Possible colour deviation due to different material for front and environmental colour 730 oak marcato.




775 oak sepia



915 denver oak



1707 Concrete dark




2109 Raja Slate Matt



2118 Catania oak  
To suit surround decor 865 Catania oak.



2134 Arlington oak natural



2142 arctic white  
To suit surround decor 125 arctic white.



# Worktop decor 2023

## Standard (S)




2148 Tessina



2152 Cement grey  
To suit surround decor 360 cement grey.



2155 light ceramic



2177 Soapstone structure black




2178 grey marble




2179 fine marble white




2180 Tibetan sandstone



2181 concrete graphite



2182 mocca



2183 crisp black



2184 Appenzell spruce



2185 Okapi walnut

# Worktop decor 2023

Standard (S)



2186 concrete brown




3150 Marble terramo



3160 stratus grey pearl



3170 Terrazzo Sorano




3290 Angora grey



7010 light chestnut



8070 Vintage oak




8080 Evoke Sunset



# Worktop decor 2023

Fenix (FX)



2160 Fenix arctic white




2161 Fenix Nero


---

## matt laminate (MX)

---



2171 arctic white matt




2172 light grey matt




2174 platinum grey matt



2175 stratus grey pearl matt



2176 black matt



3080 Marmor Carrara

# Worktop edging and colour variations

---

## 16 mm thick

---



**A1-...-16**  
Front edge with PP edging  
1,5 mm thick.  
2 x R = 2 mm  
The recess height increases  
accordingly.




Edging in worktop finish

---

## 25 mm thick

---



**A2-...-16**  
Front edge with PP edging  
1,5 mm thick.  
2 x R = 2 mm  
The recess height increases  
accordingly.




Edging in worktop finish

---

## 39 mm thick

---



**A4-...-03**  
ont edge postformed.  
2 x R = 3 mm

**Important:**  
The following decors have  
radius 2 x R = 6 mm:

2009 White



Edging in worktop finish  
Not available in:  
320 dark cement  
2152 Cement grey  
3160 stratus grey pearl  
and  
3170 Terrazzo Sorano



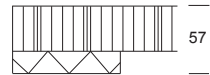
**A4-...-16**  
Front edge with PP edging  
1,5 mm thick.  
2 x R = 2 mm



Edging in worktop finish

# Worktop edging and colour variations

## 57 mm thick



**A6-...-08**  
Front edge with laminate edging.  
The appearance of a worktop 57 mm thick is achieved via the doubled frame construction.  
The recess height is reduced accordingly.

Edging in worktop finish

## 95 mm thick



**A10-...-08**  
Front edge with laminate edging.  
The appearance of a worktop 95 mm thick is achieved via the doubled frame construction.  
The recess height is reduced accordingly.

Edging in worktop finish