


CREATE YOUR WORLD

LOVING DETAIL



DETAILED DOWN TO THE HEART OF THE KITCHEN



NUMEROUS **INNOVATIONS**
AND **UNIQUE SELLING PROPOSITIONS**

Y-line
THE **UNIQUE**
HANDLELESS KITCHEN

DETAILED DOWN TO THE HEART OF THE KITCHEN



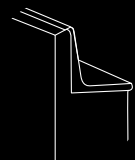
Y-line & X-line

DESIGN ORIENTATED HANDLELESS

- Base units carcass height 768 mm, ergonomic carcass and low plinth panel
- Base units carcass depth 351 mm, 475 mm, **575 mm**, 715 mm
- With worktop depth in 600 mm as standard (**575 mm**)
- Tall units with continuous fronts up to 2208 mm carcass height
- Optimum loading capacity of the worktop due to the material properties of the handle rails.

Y-line_{plus} & X-line_{plus}

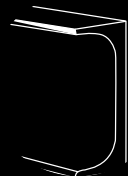
- Base units carcass height 832 mm
- Tall units with continuous fronts up to 2272 mm carcass height



Y-line

THE UNIQUE HANDLELESS KITCHEN

with the handle profile in aluminium or anodised black in the front. Handle rail in front colour or individual.



X-line

THE CLASSIC HANDLELESS KITCHEN

with a metal C shaped handle profile in 10 colours.


proline¹²⁸

ERGONOMIC AND DIVERSE

- Base units carcass height 768 mm, ergonomic carcass and low plinth panel
- Base units carcass depth 351 mm, 465 mm, 565 mm, 715 mm
- Tall units with continuous fronts up to 2208 mm carcass height

proline¹²⁸_{plus}

- Base units carcass height 832 mm
- Tall units with continuous fronts up to 2272 mm carcass height



proline¹²⁸

THE ERGONOMIC GRID KITCHEN

in 128mm raster ergonomic designs with handle are realised.



classicline

THE SMART KITCHEN

Cost-effective, creative planning with a handle can be staged for large and small rooms.

DETAILED DOWN TO THE HEART OF THE KITCHEN



01

Y-line

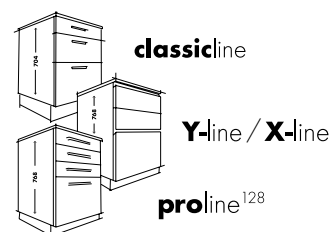
The unique handleless kitchen. The **Y-line** profiled panel provides opportunities for a consistent front optic.



02

4 PRODUCT LINES - 1 PLATFORM - 1 QUALITY

- Consistent programs and colours
- Consistent technology behind the front as well
- Same quality standard



03

CARCASE COMPOSITION AND QUALITY

Carcase 16 mm with 5 mm thick rear wall and solid wood cross beam. Extra strong shelves with metal support pegs designed to prevent movement and tilt.



04

CARCASE COLOUR AND EDGE VARIATIONS

- Inside white with 128 different visible sides
- Inside and outside in stratus grey pearl with 67 edge variations



DETAILED DOWN TO THE HEART OF THE KITCHEN



05

HINGES 107° DAMPENED

Soft and quiet closing of doors.
– The door damper function
is integrated within the hinge
and includes metal cover cap.



06

DRAWER-PULL-OUT SYSTEM

All product lines in the design of your choice.
Lining mats in matching colour.



07

DRAWER-PULL- OUT SYSTEM (optional)

The innovative small frame
proTech 2.0 in titanium or anthracite
available in all product lines.

Lining mats in matching colour.



08

PLANERO

Various storage opportunities for base units and tall units,
matching to **proTech 2.0** in titanium or anthracite.



DETAILED DOWN TO THE HEART OF THE KITCHEN



09

PLINTH PANEL

More than 90 versions –
6 ergonomic plinth heights

- 65 mm
- 90 mm
- 115 mm
- 140 mm
- 165 mm
- 215 mm



10

SURROUNDING DESIGN

10, 16, 25 and 50 mm panel,

- 38 mm design panels
and panel material in
many colour combinations.



11

PERFECT JOIN

Horizontal and vertical lines
of 4 mm for the aesthetic appearance –
in all product lines.



12

OPENING ASSISTANCE

- Drawers and pull-outs: mechanical or electrical
- Wall units: mechanical or electrical
- Hinge doors: mechanical



DETAILED DOWN TO THE HEART OF THE KITCHEN



13

WALL UNITS

351 mm deep

- usable internal depth = 329mm
- Cabinet bottom in full depth up to the wall for a perfect finish

565 mm or 575 mm deep

- usable internal depth = 543mm



14

HANDLES AND KNOBS

Handleless is not an obligation, our diverse collection offers a large selection of current trends.



15

EXPANDED STANDARD ASSORTMENT

- 1440 mm high wall units
- Wall-hung base units in **X**-line and **Y**-line
- 1500/1800 mm wide base units
- Wall units 351 mm or 565 mm depth



16

FRONT EXTENSION

- To the floor: hinged doors and pull-outs extended below the carcass to create a 15 mm clearance.
- To the top: hinged doors extended above the carcass, up to a maximum of 230 mm




DETAILED DOWN TO THE HEART OF THE KITCHEN



17

MORE THAN 150 FRONTS

In different variants and designs:
matt/glossy fronts, wood/stone
decors, frame/lamella fronts
and much more.



MIX & MATCH

18

UV-LACQUER FRONTS HIGH GLOSS

- The unique real lacquer front in PG 2
- No lacquer laminate



MIX & MATCH

19

ULTRA MATT LACQUER FRONTS

- With "Sense of Touch" surface in PG 2
- Backside finished in door colour
- UV Lacquer, no lacquer laminate
- Easy to clean due to the special surface




MIX & MATCH

20

ORGANIC GLASS FRONTS

- In glossy and matt finishes
- Colour-stable, scratch-resistant, hygienic, easy care, of high quality and shock-resistant
- Backside finished in door colour



MIX & MATCH



DETAILED DOWN TO THE HEART OF THE KITCHEN



21

MORE THAN 50 BASIC COLOURS

For fronts, visible sides and
plinths – without surcharge
in all product lines.



22

EDGEBANDING - FRONT, CARCASE, SURROUNDING

Improved thermal resistance through physical/chemical setting.
Optimum protection against moisture intrusion.

PUR

Verklebung

23

RAL- AND NCS-COLORS

Wide colour spectrum
for adaptation to individual
needs and endless combination
possibilities.


- 192 RAL-Classic-Colours
- 1950 NCS-Colours
(Natural Colour System)



24

GUARANTEE AND CERTIFICATIONS

- 5 years manufacturer guarantee
on kitchen furniture
- PEFC, GS, ISO 9001, ISO 14001,
ISO 50001, EMAS, golden M, climate pact,
Furniture made in Germany



DETAILED DOWN TO THE HEART OF THE KITCHEN





THE ULTIMATE ALL-ROUNDER
THE UTILITY ROOM