

CREATE YOUR WORLD

# LOVING DETAIL





# DETAILED DOWN TO THE HEART OF THE KITCHEN



Y-line & X-line



NUMEROUS **INNOVATIONS**  
AND **UNIQUE SELLING PROPOSITIONS**





proline<sup>128</sup>



classicline



**Y-line**  
THE **UNIQUE**  
HANDLELESS KITCHEN

# DETAILED DOWN TO THE HEART OF THE KITCHEN



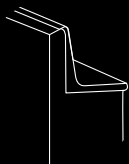
## Y-line & X-line

### DESIGN ORIENTATED HANDLELESS

- Base units carcass height 768 mm, ergonomic carcass and low plinth panel
- Base units carcass depth 351 mm, 475 mm, **575 mm**, 715 mm
- With worktop depth in 600 mm as standard (**575 mm**)
- Tall units with continuous fronts up to 2208 mm carcass height
- Optimum loading capacity of the worktop due to the material properties of the handle rails.

## Y-line<sub>plus</sub> & X-line<sub>plus</sub>


- Base units carcass height 832 mm
- Tall units with continuous fronts up to 2272 mm carcass height



### Y-line

THE UNIQUE HANDLELESS KITCHEN

with the handle profile in aluminium or anodised black in the front. Handle rail in front colour or individual.



### X-line

THE CLASSIC HANDLELESS KITCHEN

with a metal C shaped handle profile in 11 colours.



**proline**<sup>128</sup>



**classicline**



**proline**<sup>128</sup>

## ERGONOMIC AND DIVERSE

- Base units carcass height 768 mm, ergonomic carcass and low plinth panel
- Base units carcass depth 351 mm, 465 mm, 565 mm, 715 mm
- Tall units with continuous fronts up to 2208 mm carcass height

**proline**<sup>128</sup><sub>plus</sub>

- Base units carcass height 832 mm
- Tall units with continuous fronts up to 2272 mm carcass height



**proline**<sup>128</sup>


THE ERGONOMIC GRID KITCHEN

in 128mm raster ergonomic designs with handle are realised.

**classicline**

## FUNCTIONAL AND PRICE-ORIENTED

- Base units carcass height 704 mm with ergonomic plinth
- Base units carcass depth 351 mm und 565 mm
- Tall units with continuous fronts up to 2144 mm carcass height



**classicline**

THE SMART KITCHEN

Cost-effective, creative planning with a handle can be staged for large and small rooms.



# DETAILED DOWN TO THE HEART OF THE KITCHEN



01

## Y-line

The unique handleless kitchen.  
The **Y-line** profiled panel  
provides opportunities for  
a consistent front optic.

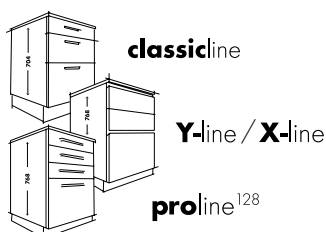


02

## 4 PRODUCT LINES - 1 PLATFORM - 1 QUALITY



- Consistent programs and colours
- Consistent technology behind the front as well
- Same quality standard





**proline**<sup>128</sup>



**classicline**

03

## CARCASE COMPOSITION AND QUALITY

Carcase 16 mm with 5 mm thick rear wall and solid wood cross beam. Extra strong shelves with metal support pegs designed to prevent movement and tilt.



04

## CARCASE COLOUR AND EDGE VARIATIONS

- Inside white with more than 140 different visible sides
- Inside and outside in stratus grey pearl with more than 77 edge variations





# DETAILED DOWN TO THE HEART OF THE KITCHEN



05

## HINGES 107°, DAMPENED

Soft and quiet closing of doors.

- The door damper function is integrated within the hinge and includes metal cover cap.



06

## DRAWER-PULL-OUT SYSTEM

All product lines in the design of your choice.

Lining mats in matching colour.



**proStyle**

standard



**proDesign**

optional



**proTop**

optional





07

## DRAWER-PULL-OUT SYSTEM (optional)

The innovative small frame **proTech 2.0** in titanium or anthracite available in all product lines.

Lining mats in matching colour.



08

## PLANERO

Various storage opportunities for base units and tall units, matching to **proTech 2.0** in titanium or anthracite.



# DETAILED DOWN TO THE HEART OF THE KITCHEN



09

## PLINTH PANEL

More than 90 versions –  
6 ergonomic plinth heights

- 65 mm
- 90 mm
- 115 mm
- 140 mm
- 165 mm
- 215 mm



10

## SURROUNDING DESIGN

10, 16, 25 and 50 mm panel,

- 38 mm design panels  
and panel material in  
many colour combinations.







11

## PERFECT JOIN

Horizontal and vertical lines of 4 mm for the aesthetic appearance – in all product lines.



12

## OPENING ASSISTANCE

- Drawers and pull-outs: mechanical or electrical
- Wall units: mechanical or electrical
- Hinge doors: mechanical



# DETAILED DOWN TO THE HEART OF THE KITCHEN



13

## WALL UNITS

351 mm deep

- usable internal depth = 329mm
- Cabinet bottom in full depth up to the wall for a perfect finish

565 mm or 575 mm deep

- usable internal depth = 543 mm



14

## HANDLES AND KNOBS

Handleless is not an obligation, our diverse collection offers a large selection of current trends.







proline<sup>128</sup>



classicline

15

## EXPANDED STANDARD ASSORTMENT

- 1440 mm high wall units
- Wall-hung base units in **X**-line and **Y**-line
- 1500/1800 mm wide base units
- Wall units 351 mm or 565 mm depth



16

## FRONT EXTENSION

- To the floor:  
hinged doors and pull-outs extended below the carcass to create a 15 mm clearance.
- To the top:  
hinged doors extended above the carcass, up to a maximum of 230 mm



# DETAILED DOWN TO THE HEART OF THE KITCHEN




17

## MORE THAN 150 FRONTS

MIX & MATCH

In different variants and designs:  
matt/glossy fronts, wood/stone  
decors, frame/lamella fronts  
and much more.



18

## UV-LACQUER FRONTS HIGH GLOSS

MIX & MATCH

- The unique real lacquer front in PG 2
- No lacquer laminate







proline<sup>128</sup>



classicline



19

## ULTRA MATT LACQUER FRONTS



- With "Sense of Touch" surface in PG 2
- Backside finished in door colour
- UV Lacquer, no lacquer laminate
- Easy to clean due to the special surface




20

## ORGANIC GLASS FRONTS



- In glossy and matt finishes
- Colour-stable, scratch-resistant, hygienic, easy care, of high quality and shock-resistant
- Backside finished in door colour



# DETAILED DOWN TO THE HEART OF THE KITCHEN



21

## MORE THAN 50 BASIC COLOURS

For fronts, visible sides and  
plinths – without surcharge  
in all product lines.



22

## EDGEBANDING - FRONT, CARCASE, SURROUNDING

Improved thermal resistance through physical/chemical setting.  
Optimum protection against moisture intrusion.

# PURVerklebung





**proline**<sup>128</sup>



**classicline**



23

## RAL- AND NCS-COLORS

Wide colour spectrum for adaptation to individual needs and endless combination possibilities.

- 192 RAL-Classic-Colours
- 1950 NCS-Colours (Natural Colour System)



24

## GARANTY AND CLIMATE NEUTRALITY

- 5 years manufacturer guarantee on kitchen furniture
- PEFC, GS, ISO 9001, ISO 14001, ISO 50001, EMAS, golden M, climate pact, climate neutral furniture production, Furniture made in Germany
- Annually updated environmental statement



**PUR**Verklebung





# DETAILED DOWN TO THE HEART OF THE KITCHEN







proline<sup>128</sup>



classicline





THE ULTIMATE ALL-ROUNDER  
THE UTILITY ROOM