

Worktop decor 2024

Standard (S)




225 oxide



295 bronze



320 dark cement



590 oak end-grain natural
Important: Different zones are very noticeable in decor and colour. Due to very noticeable colour differences not available with post-formed edge.



730 oak marcato
Important: Possible colour deviation due to different material for front and environmental colour 730 oak marcato.




775 oak sepia



915 denver oak



1707 Concrete dark




2109 Raja Slate Matt



2118 Catania oak
To suit surround decor 865 Catania oak.



2134 Arlington oak natural



2142 arctic white
To suit surround decor 125 arctic white.

Worktop decor 2024


Standard (S)



2152 Cement grey
To suit surround decor 360 cement grey.



2155 light ceramic



2177 Soapstone structure black



2179 fine marble white



2180 Tibetan sandstone



2181 concrete graphite



2182 mocca



2183 crisp black



2185 Okapi walnut



2186 concrete brown




3150 Marble terramo



3160 stratus grey pearl

Worktop decor 2024
Standard (S)



3290 Angora grey



3430 Sandstone



7010 light chestnut



8070 Vintage oak




8080 Evoke Sunset




8200 urban oak

Worktop decor 2024

Fenix (FX)




2160 Fenix arctic white




2161 Fenix Nero


matt laminate (MX)



2171 arctic white matt




2172 light grey matt




2174 platinum grey matt



2175 stratus grey pearl matt



2176 black matt



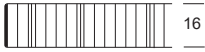
3080 Marble Carrara

Worktop edging and colour variations

16 mm thick




A1-...-16
Front edge with PP edging
1.5 mm thick.
2 x R = 2 mm
The recess height increases
accordingly.

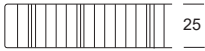


Edging in worktop finish

25 mm thick




A2-...-16
Front edge with PP edging
1.5 mm thick.
2 x R = 2 mm
The recess height increases
accordingly.



Edging in worktop finish

39 mm thick



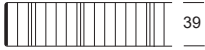
A4-...-03
Front edge postformed.
2 x R = 3 mm



Edging in worktop finish
Not available in:
320 dark cement
2152 Cement grey
and
3160 stratus grey pearl



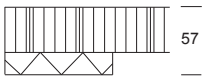
A4-...-16
Front edge with PP edging
1.5 mm thick.
2 x R = 2 mm



Edging in worktop finish

57 mm thick

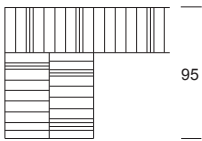
Worktop edging and colour variations



A6-...-08
Front edge with laminate edging.
The appearance of a worktop 57 mm thick is achieved via the doubled frame construction.
The recess height is reduced accordingly.

Edging in worktop finish

95 mm thick



A10-...-08
Front edge with laminate edging.
The appearance of a worktop 95 mm thick is achieved via the doubled frame construction.
The recess height is reduced accordingly.

Edging in worktop finish